
**UNITED STATES
SECURITIES AND EXCHANGE COMMISSION**
Washington, D.C. 20549

FORM 8-K

CURRENT REPORT

**Pursuant to Section 13 or 15(d) of the
Securities Exchange Act of 1934**

Date of Report (Date of earliest event reported) August 3, 2006

ALLSCRIPTS HEALTHCARE SOLUTIONS, INC.

(Exact name of registrant as specified in its charter)

Delaware
(State or other jurisdiction
of incorporation)

000-32085
(Commission
File Number)

36-4392754
(IRS Employer
Identification No.)

**222 Merchandise Mart, Suite 2024
Chicago, IL 60654**

Registrant's telephone number, including area code (800) 654-0889.

N/A

(Former name or former address, if changed since last report)

Check the appropriate box below if the Form 8-K filing is intended to simultaneously satisfy the filing obligation of the registrant under any of the following provisions (see General Instruction A.2. below):

- Written communications pursuant to Rule 425 under the Securities Act (17 CFR 230.425)
 - Soliciting material pursuant to Rule 14a-12 under the Exchange Act (17 CFR 240.14a-12)
 - Pre-commencement communications pursuant to Rule 14d-2(b) under the Exchange Act (17 CFR 240.14d-2(b))
 - Pre-commencement communications pursuant to Rule 13e-4(c) under the Exchange Act (17 CFR 240.13e-4(c))
-

ITEM 7.01. Regulation FD Disclosure.

Attached as Exhibit 99.1 hereto is an Investor Day Presentation dated August 2006, which is incorporated herein by reference.

This information is being furnished pursuant to Item 9 of this Report and shall not be deemed to be “filed” for the purposes of Section 18 of the Securities and Exchange Act of 1934, as amended, or otherwise subject to the liabilities of that section and will not be incorporated by reference into any registration statement filed by Allscripts Healthcare Solutions, Inc. under the Securities Act of 1933, as amended, unless specifically identified as being incorporated therein by reference. This Report will not be deemed an admission as to the materiality of any information in this Report that is being disclosed pursuant to Regulation FD.

Please refer to page 2 of Exhibit 99.1 for a discussion of certain forward-looking statements included therein and the risks and uncertainties related thereto.

ITEM 9.01. Financial Statements, *Pro Forma* Financial Information and Exhibits.

(d) Exhibits:

99.1 Investor Day Presentation dated August 2006

SIGNATURES

Pursuant to the requirements of the Securities Exchange Act of 1934, the Registrant has duly caused this report to be signed on its behalf by the undersigned, thereunto duly authorized.

ALLSCRIPTS HEALTHCARE SOLUTIONS, INC.

Date: August 3, 2006

By: _____ /s/ WILLIAM J. DAVIS


William J. Davis
Chief Financial Officer

EXHIBIT INDEX

The following exhibits are filed herewith:

Exhibit No.

99.1 Investor Day Presentation dated August 2006.



ALLSCRIPTS™

Inform. Connect. Transform.

August 2006



Safe Harbor

This presentation may contain forward-looking statements about Allscripts Healthcare Solutions that involve risks and uncertainties. These statements are developed by combining currently available information with Allscripts' beliefs and assumptions. Forward-looking statements do not guarantee future performance. Because Allscripts cannot predict all of the risks and uncertainties that may affect it, or control the ones it does predict, Allscripts' actual results may be materially different from the results expressed in its forward-looking statements. For a more complete discussion of the risks, uncertainties and assumptions that may affect Allscripts, see the Company's Annual Report on Form 10-K for the year ended December 31, 2005, available at www.sec.gov.



Company Overview

Allscripts Provides Clinical Software, Connectivity and Information Solutions To Physicians

- Physicians rely on our products to improve the quality and efficiency of healthcare they provide
- Our integrated product lines provide clinical information and automate physicians' most basic workflows such as documentation, prescription writing, charge capturing, scheduling and billing
- We deliver broad and diverse solutions
 - Clinical Solutions Group
 - Physicians Interactive Group
 - Medication Solutions Group



Our Vision

*To Become an **Indispensable** Part of
the Way Physicians Practice Medicine*

*Physicians Control
80% of \$2.2 Trillion
Annual Healthcare Spend*



ALLSCRIPTS™
Inform. Connect. Transform.



Our Vision

*To Become an **Indispensable** Part of the Way Physicians Practice Medicine*

We deliver solutions that



Healthcare.



Fundamental Problem In Healthcare

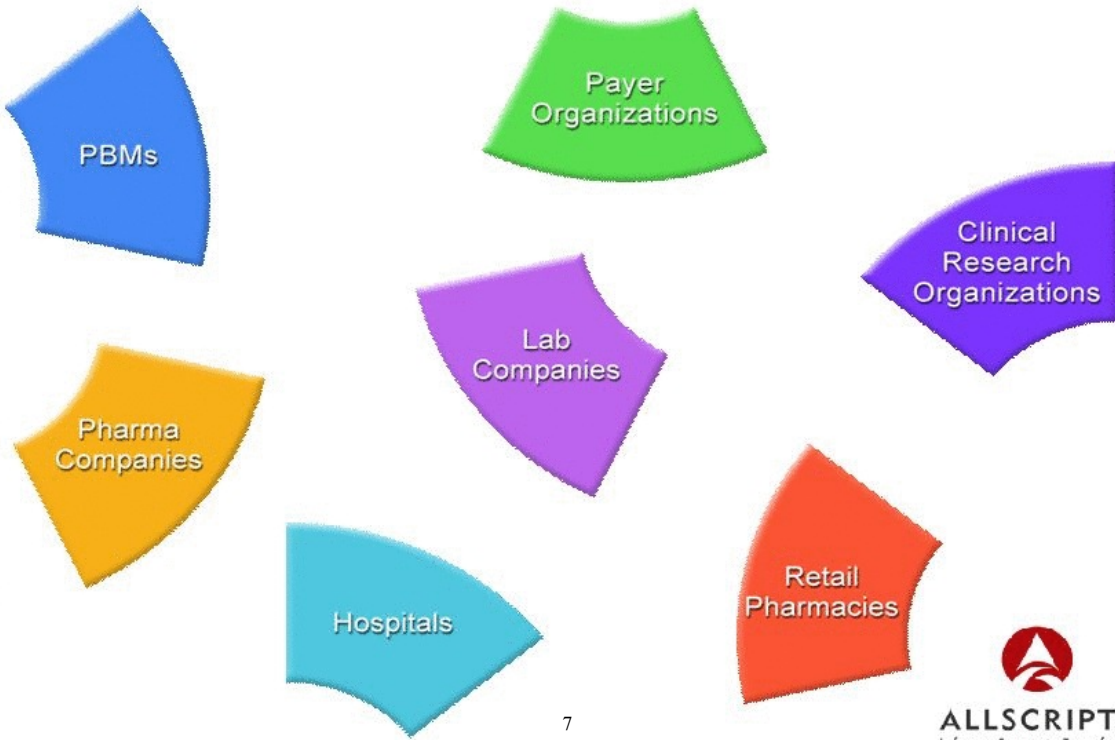


***The U.S. is 1st in the world in healthcare expenditures,
but no better than 16th in medical outcomes***



ALLSCRIPTS™
Inform. Connect. Transform.

Fundamental Problem In Healthcare





What Is The Solution?

CONNECTING





Large and Growing Market Opportunity

Ambulatory EHR Market is ~\$5+ Billion Opportunity

~550,000 U.S. Physicians

x ~85% EHR Market Opportunity

x ~\$12,500 Initial Investment per Physician

= ~\$5+ Billion Opportunity

- Small to mid-sized practices represent largest number of physicians
- Practice management solutions provide complementary product offering with significant incremental market opportunity



Allscripts Competitive Strengths

- Significant installed base
- Award-winning technologies that enable industry-leading solutions
- Rapid return on investment
- Strong partnerships and strategic alliances
- Experienced employee base



Delivering Value Through Diversified Solutions





Delivering Results

Reduces/Eliminates Transcription

Central Utah Clinic
\$1M in Savings in Year 1
(\$20K/MD)

Generates Clinical Trial Revenue

Holston Medical Group
\$3M/Yr. in Clinical Trial Revenue

Delivers on Pay for Performance

Facey Medical
\$1.2M P4P Payout
from Blue Cross

"THE EHR THAT
PAYS YOU BACK"

Reduces Resources in Medical Records


**George Washington Univ.
Medical Faculty Associates**
Reduction of 20 FTEs in
Medical Records

Enhances Documentation

**University of Tennessee
Medical Group**
Avg. Gross Charges Increases
by > \$30/Patient Visit

Produces e-Prescribing Savings

Sierra Health
\$5M in Savings via eRx






Allscripts: The EHR of Choice

Over 3,000 Leading Clinics Nationwide

Academic Medical Groups	Integrated Delivery Networks	Multi-Specialty Groups	Specialty Groups



Strength of Our Partnerships





Renegotiated IDX Agreement

- A win for OUR Customers, IDX/GE, and Allscripts
- Preserves the best attributes of the original agreement
- Allscripts remains preferred choice and “safe choice” for IDX customers with over 150 existing sites
- Allscripts can now offer its own integrated EHR and practice management solutions
- GE is interested in an orderly disposition of their ownership interest in Allscripts

“Physician groups choose Allscripts because of the referencable customer base, leading product, and a successful implementation track record, not because of a piece of paper signed 5 years ago.”












A4 Acquisition: Strategic Benefits

- Expand product and service offerings
 - Fully integrated EHR and practice management solutions for small and mid-sized physician groups
 - Complementary acute care solutions
- Increase market penetration
 - Double the size of our salesforce
 - Add over 1,500 physician clinics nationally
- Accelerate financial performance
 - Double our clinical software revenues
 - Natural gross margin expansion
 - Accretive on CASH basis in 2006 and on GAAP basis in 2007



Ambulatory Market Share

Segment	EHR	Practice Management
Large Physician Practices (>25)		
Mid-Sized Physician Practices (10-24)		  A ³ HEALTH SYSTEMS [®]
Independent & Small Physician Practices (<10)		
Specialty Groups		

Profitable Leadership In Each Segment





Ambulatory Market Share

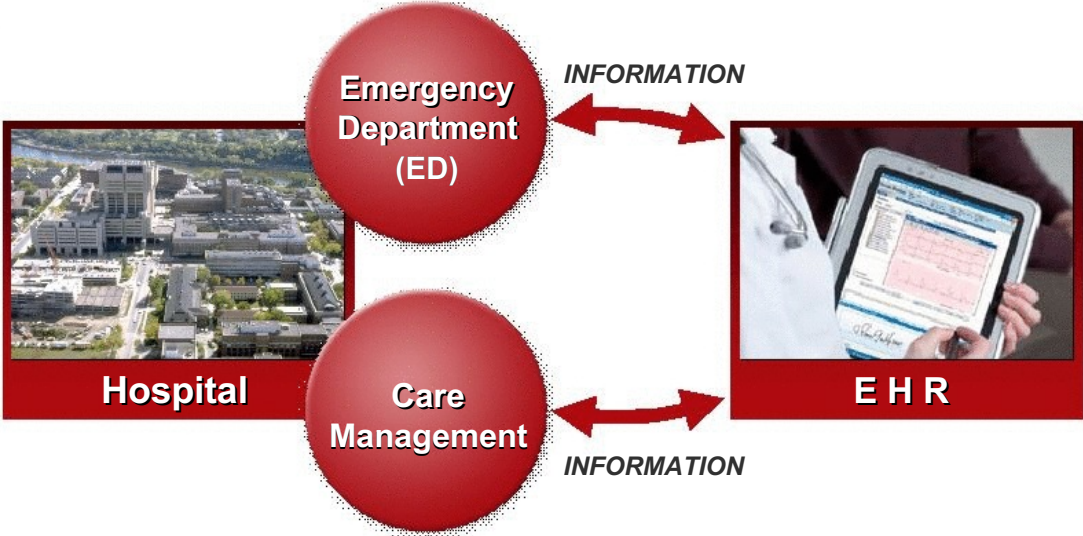
Segment	EHR	Practice Management	Primary Competitors
Large Physician Practices (>25)			
Mid-Sized Physician Practices (10-24)		 	
Independent & Small Physician Practices (<10)			 GE Healthcare  MISYS  emdeon  eClinicalWorks
Specialty Groups			Variety of Small Players

Profitable Leadership In Each Segment





Acute Care Focus



Our Solutions Ensure Continuity of Care





Strategies For Growth

Broaden Physician Base	<ul style="list-style-type: none">▪ Aggressively pursue physician practices in all markets
Enhance Physician Utilization	<ul style="list-style-type: none">▪ In-depth training and customer support
Continue Product Innovation	<ul style="list-style-type: none">▪ Scalable and modular▪ Rapid implementation▪ Broader functionality
Leverage Brand Recognition	<ul style="list-style-type: none">▪ Publicity and media campaigns▪ Government driving awareness
Pursue Strategic Opportunities	<ul style="list-style-type: none">▪ Continue to pursue complementary businesses and assets▪ Continue to build strategic relationships



Key Takeaways

1. The time is **now**
2. Our **physician** focus is key to transforming healthcare
3. We are a **leader** in the core growth markets in which we compete
4. Competitive advantage: driving **utilization** and **results**

We're just getting started!

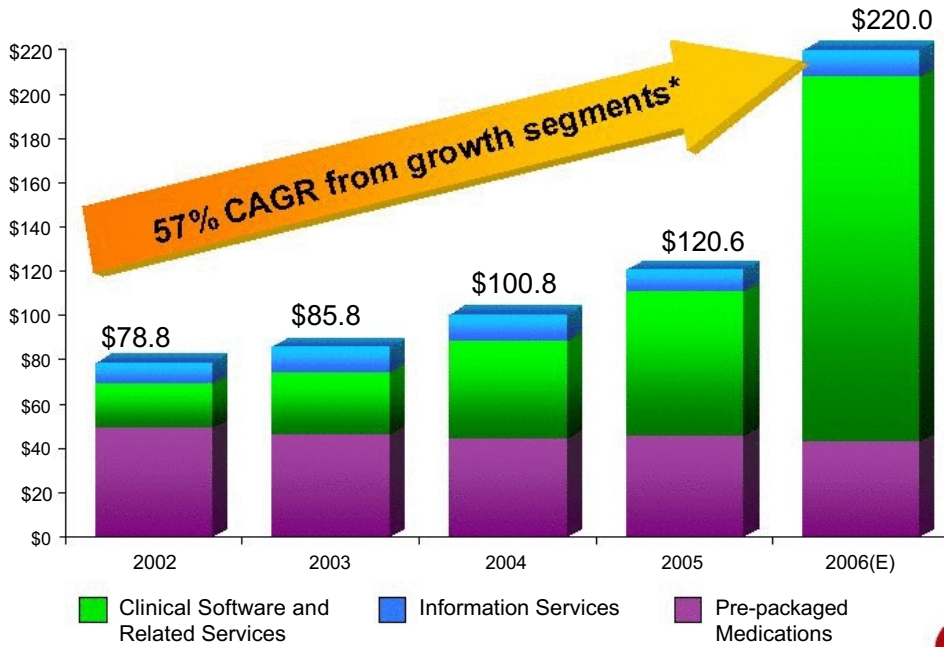


Financial Overview



Consistent Revenue Growth

(\$ in Millions)



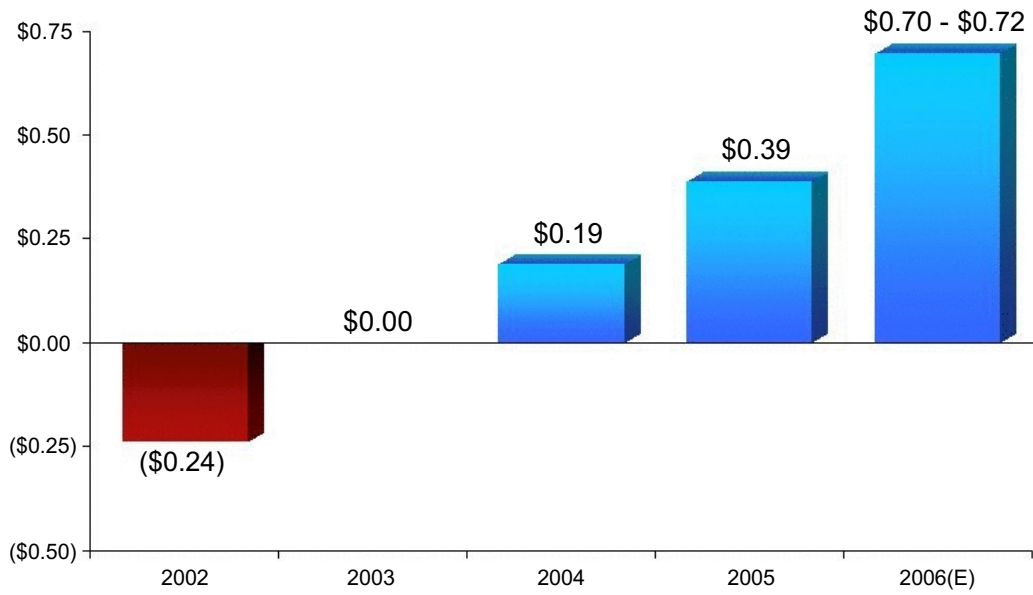
* Growth segments include Clinical Software and Related Services and Information Services



ALLSCRIPTS™
Inform. Connect. Transform.



Operating Earnings Drives Strong Cash Earnings Growth*

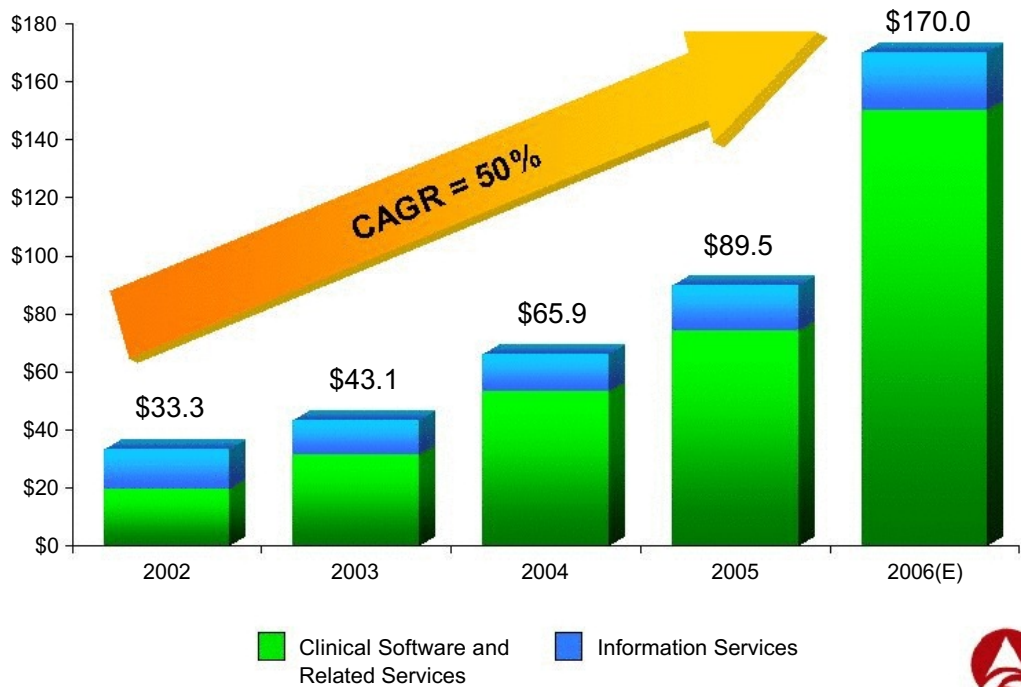


* Defined as EBITDA plus one-time acquisition-related costs, interest income and stock-based compensation



Solid Bookings Growth

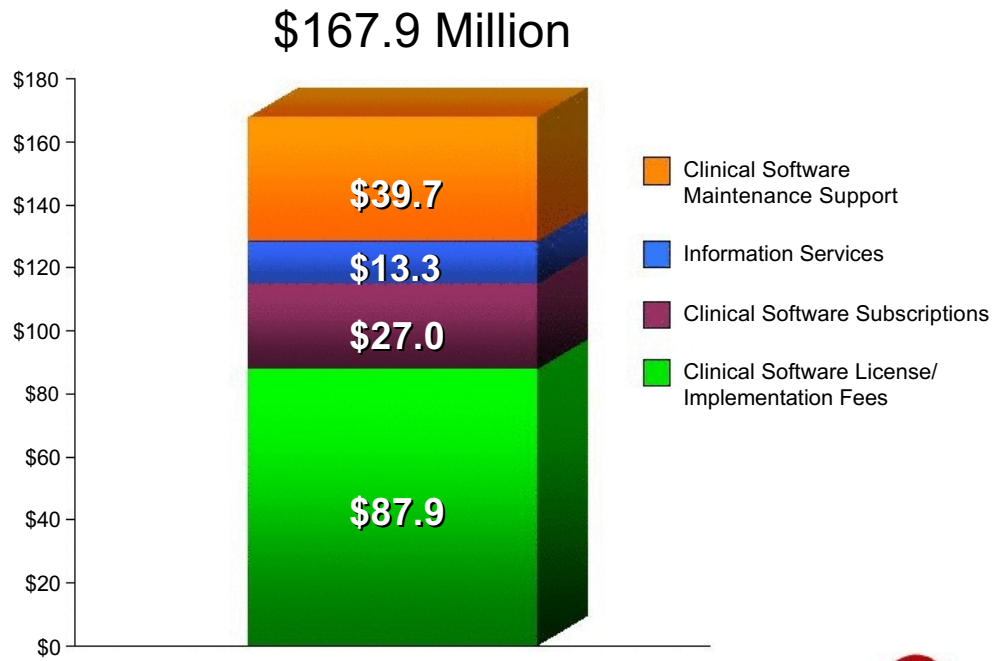
(\$ in Millions)





Diversified Backlog Provides Stability

(\$ in Millions)



As of 6/30/06



A4 Acquisition: Financial Highlights

- Cost: ~ \$300 million
 - \$215 million cash and 3.5 million common shares
- A4 Health Systems delivers strong financial performance
- Enhances revenue mix with a greater emphasis on the clinical software segment
- Accelerate financial performance
 - Accretive to Allscripts on CASH basis in 2006 and on GAAP basis in 2007

Accelerated Growth Through A4

(\$ in Millions)

	2004	2005	2006 (E)
Revenues:			
Software & Related Services	\$44.1	\$65.2	\$165.0
Prepackaged Medications	44.7	45.6	43.0
Information Services	11.9	9.8	12.0
Total Revenues	<u>\$100.8</u>	<u>\$120.6</u>	<u>\$220.0</u>
Gross Profit	42.6	54.9	112.0
Gross Profit %	42.3%	45.5%	50 to 52%
Income from Operations	3.2	9.2	19.0
Cash Earnings	8.1	16.8	38.0
Net Income	<u>\$3.1</u>	<u>\$9.7</u>	<u>\$11.0</u>
GAAP Earnings per Share (Diluted)	<u>\$0.07</u>	<u>\$0.23</u>	<u>\$0.20 to \$0.22</u>
Cash Earnings per Share (Diluted)	<u>\$0.19</u>	<u>\$0.39</u>	<u>\$0.70 to \$0.72</u>



Financial Strength

(\$ in Millions)

	<u>As of 12/31/05</u>	<u>As of 6/30/06</u>
Cash & Marketable Securities	\$146.1	65.8
Accounts Receivable, Net	29.2	44.6
Other Assets	45.7	338.7
Total Assets	<u>\$221.0</u>	<u>\$449.1</u>
Accounts Payable & Accrued Liabilities	\$22.4	\$33.3
Deferred Revenue	17.3	33.0
Debt	82.5	85.6
Other Liabilities	0.4	0.5
Total Liabilities	<u>\$122.6</u>	<u>\$152.4</u>
Stockholders' Equity	<u>98.4</u>	<u>296.7</u>
Total Liabilities & Stockholders Equity	<u>\$221.0</u>	<u>\$449.1</u>




Summary



***Well-positioned
for Growth and
Sustained
Profitability***





ALLSCRIPTS™

Inform. Connect. Transform.